The background is a rich teal color with a complex, abstract pattern of overlapping organic shapes in various shades of blue and green. Scattered throughout this pattern are numerous small, golden-yellow dots of varying sizes, creating a starry or textured effect.

ROSEWOOD
RESIDENCES
NAPLES

FEATURES
& FINISHES

TABLE OF CONTENTS

Residence Features
& Appliances Overview

Trim, Guest Room
Powder Room,
Laundry Room &
Outdoor Kitchen

Kitchen,
Guest Bathroom &
Owner's Bathroom



RESIDENCE FEATURES

- Private elevator entry
- Service elevator
- Abundant natural light from expansive windows
- Spacious balconies with glass railing
- 11'-6" volume ceilings in typical residences, except where dropped per plan
- 12'-6" volume ceiling in penthouse and level 6 residences, except where dropped per plan
- Pre-wired shade pockets per plan
- Recirculating hot water loop system
- Linear diffusers per plan
- Recessed LED lighting included in the kitchen, hallways and baths per plan
- Selection of designer flooring throughout
- Rocky Mountain door hardware on entry door
- Square knuckle hinges to match door hardware
- Two parking spaces with 40 amp power per typical residence
- Four parking spaces with 40 amp power per penthouse residence
- 9' solid core 1.75" thick interior doors
- Contemporary profile 7.25" wood baseboard and 3.5" door casing
- Level 5 smooth finish walls and ceilings with two coats of finish paint
- Ventilated wood closet shelving in guest bedrooms
- Pre-wired expandable home automation system

KITCHEN PLUMBING FIXTURES

- Kohler Kallista Juxtapose kitchen faucet, wall-mount pot filler and bar faucet
- Waterworks Normandy round bar sink
- Waterworks Kerr double kitchen sink
- Insinkerator garbage disposal

GOURMET KITCHEN APPLIANCE PACKAGE

- Sub-Zero 36" designer column refrigerator
- Sub-Zero 18" designer column freezer with ice maker
- Wolf 36" sealed 6-burner gas cooktop
- Wolf 36" wall hood
- Wolf 30" E Series single electric wall oven
- Wolf 30" warming drawer
- Wolf 30" E Series transitional speed oven
- Miele 24" fully integrated dishwasher
- Sub-Zero 24" designer undercounter beverage center per plan
- Sub-Zero 24" designer undercounter wine storage per plan

CABINETS/ COUNTERTOPS/ FLOORING

- Irpinia luxury cabinetry with 48" upper cabinets, large selection of profile and finishes, soft-closing doors and drawers, cutlery dividers, multiple drawer stacks
- Designer selected marble and quartz countertops in a variety of colors and edge types
- Designer selected wood, porcelain, marble floor and wall tile with a variety of finishes
- Wide variety of designer cabinetry hardware



OWNER'S BATH

- Waterworks Universal body spray per plan
- Waterworks Isla ceiling mounted shower head
- Waterworks Isla handheld shower
- Waterworks Isla volume control valve trim – shower
- Waterworks Isla thermostatic control valve – shower
- Infinity tile-insert drain
- Marble feature wall per plan
- Kohler freestanding Kallista Argile tub with Dover White natural exterior and honed interior
- Floor-to-ceiling framed glass shower
- Waterworks Isla wall mounted high profile tub faucet
- Waterworks Clara undermount oval sinks on separate vanities
- Two private water closets with Kohler Veil one-piece elongated toilets
- Wide selection of wall tiles including marble
- Irpinia luxury cabinetry with large profile and finish selections, soft-closing doors and drawers, and a large selection of hardware and accessory options
- Designer selected quartz and marble countertops in a variety of colors and edge types

OUTDOOR LIVING AREA

- Sub-Zero 24" outdoor undercounter refrigerator
- Built-in gas grill
- Wall mount hood

GUEST BATHS

- Irpinia luxury cabinetry with large profile and finish selections, soft-closing doors and drawers, and a large selection of hardware and accessory options
- Designer selected quartz and marble countertops in a variety of colors and edge types
- Waterworks undermount sink
- Waterworks shower head
- Waterworks shower controls
- Infinity tile-insert drain
- Kohler Veil one-piece elongated toilet

LAUNDRY ROOM/ SERVICE GALLEY

- Accessed from residence and service corridor
- Waterworks pull spray faucet
- Franke single undermount stainless steel sink
- Sub-Zero 42" classic french door refrigerator and freezer
- Wolf 30" E Series single electric wall oven
- Wolf 30" E Series transitional speed oven
- Miele 24" fully integrated dishwasher
- Electrolux perfect steam front load washer
- Electrolux perfect steam front load dryer
- Irpinia cabinets in white laminate
- Designer selected quartz countertops in a variety of colors and edge types



TRIM,
GUEST BEDROOM,
POWDER ROOM,
LAUNDRY ROOM &
OUTDOOR KITCHEN

INTERIOR WOOD DOOR



Square Knuckle Hinges
Finish to Match Door
Hardware



4" x 4"

Available in Satin Brass,
Stain Black and Brushed Nickel

Approx. 8' Tall, 1.75" Thick

ENTRY DOOR HARDWARE


ROCKY MOUNTAIN



BRONZE HIGH POLISH



WHITE BRONZE BRUSH



WHITE BRONZE DARK

INTERIOR DOOR HARDWARE

ISI SIGNATURE HARDWARE



SATIN BRASS



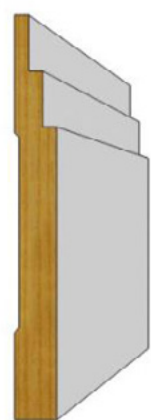
BRUSHED NICKEL



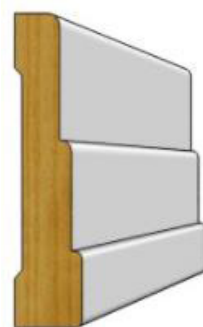
SATIN BLACK

BASE PROFILE

Poplar



3/4" x 7-1/4"



3/4" x 3-1/2"

POWDER ROOM

WATERWORKS

EASTON
Metal Wall Mounted Towel Ring



VINTAGE BRASS

BURNISHED NICKEL

DARK BRASS

LAUNDRY ROOM

WATERWORKS

BOND SOLO SERIES
Integrated Pull Spray Faucet



FRANKE

Single Bowl Undermount
Stainless Steel Sink



SUBZERO

42" Classis French Door
Refrigerator/Freezer – Panel Ready

MODEL CL4250UFD



LAUNDRY ROOM

Electrolux

PERFECT STEAM
Washer



PEDESTALS NOT INCLUDED
[COUNTERTOP OVER APPLIANCE]

PERFECT STEAM
Dryer



PEDESTALS NOT INCLUDED
[COUNTERTOP OVER APPLIANCE]

30" E Series
Single Electric Wall Oven

MODEL S030TE/S/TH



KITCHEN & LAUNDRY

30" E SERIES
Transitional Speed Oven

MODEL SPO30TE/S/TH



KITCHEN & LAUNDRY

OUTDOOR KITCHEN | HOOD

ZEPHYR

ESSENTIALS POWER SERIES
Wall Mount Hood



OUTDOOR KITCHEN | APPLIANCES

SUB-ZERO

24" Outdoor Undercounter
Refrigerator



OUTDOOR KITCHEN | GRILL & CABINETS

Alfresco
Open Air Culinary Systems

Gas Grill



naturekast
weatherproof cabinetry

SHAKER STYLE
Limited Color Selections

ESPRESSO FINISH



NUTMEG FINISH



WHITE FINISH



FF&E CUSTOM
SELECTIONS

Countertops

Cabinets - Doors & Finishes

Flooring

Floor & Wall Tile




For over half a century, Irpinia Kitchens has provided a luxurious brand of fine cabinetry to North America.

Their talented designers combine the best of the best of European flare, with an infusion of character and functionality. Unlimited customization options combined with strict attention to the finer details, are both important elements to achieve highly sophisticated and unique designs.

Irpinia is FSC Certified. What is FSC? It is an international non-profit organization for ensuring the world's forests are managed in an environmentally responsible, socially acceptable and economically viable manner. Irpinia carefully selects the finest woods and raw materials that maintain the highest environmental and sustainability standards.


SAMPLE KITCHENS



COUNTERTOPS


LAMINATE EDGE

3 cm thickness




CABINETS | DOOR STYLES

Décor Style Door in White Laminate is included in The Laundry. All Styles And Color Options included in Kitchen And Bathrooms



STAINED MAPLE WOOD FINISH

Available in All 7 Door Styles




LACQUER FIN

Available in ALL 5 Door Style

HIGH GLOSS FINISH

Available in Décor Door Style Doors Only





ARTISAN VEN

Available in Décor Style Only

High Gloss Finishes are dependent on outside vendors for material supply. Discontinuation of these products are possible with little or no advance notice.

FLOORING | WOOD

LINEAGE SERIES up to 75" random length x 7 1/2" wide x 1/2" thick



DUCHATEAU

FLOOR & WA

SABBIA MARMO 24" x 24" & 24" x 48"



SCRIPTER 24" x 24"



FF&E CUSTOM SELECTIONS

Cabinet Hardware
Carpet Selections



For over half a century, Irpinia Kitchens has provided a luxurious brand of fine cabinetry to North America.

Their talented designers combine the best of the best of European flare, with an infusion of character and functionality. Unlimited customization options combined with strict attention to the finer details, are both important elements to achieve highly sophisticated and unique designs.


Irpinia is FSC Certified. What is FSC? It is an international non-profit organization for ensuring the world's forests are managed in an environmentally responsible, socially acceptable and economically viable manner. Irpinia carefully selects the finest woods and raw materials that maintain the highest environmental and sustainability standards.

SAMPLE KITCHENS

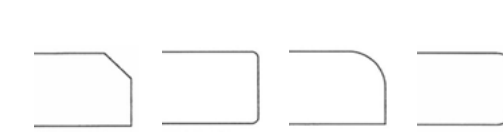


COUNTERTOPS

LAMINATE EDGE
3 cm thickness



EDGE TYPES




CABINETS | DOOR STYLES

Decor Style Door in White Laminate Is Included In The Laundry. All Styles And Color Options Included In Kitchen And Bathrooms.




CABINETS | INTERIORS

ARTISAN VENEER Available in All 7 Door Styles




STAINED MAPLE WOOD FINISH

Available in All 7 Door Styles




LACQUER FINISH

Available in ALL 5 Door Styles




HIGH GLOSS FINISH

Available in Decor Door Style Doors Only



ARTISAN VENEER



Available in Decor Style Only



High Gloss Finishes are dependent on outside vendors for material supply. Discontinuation of these products are possible with little or no advance notice.


FLOORING | WOOD

LINEAGE SERIES up to 75" random length x 7 1/2" wide x 1/2" thick




FLOOR & WALL | PORCELAIN TILE

SABBIA MARMO 24" x 24" & 24" x 48"



MARBLE OBSESSION 24" x 24" & 12" x 24"



EMERSON WOOD 12" x 48 & 8" x 48"




CABINET HARDWARE

Available in Polished Chrome, Brushed Nickel or Matte Black



Available in Polished Chrome, Brushed Nickel or Matte Black



CARPET SELECTIONS

6 lb Pad - Available in all Locations



KITCHEN

KITCHEN | PLUMBING FIXTURES

KALLISTA

JUXTAPOSE
Semi-Professional Faucet

BRASS



Also available in Stainless & Polished Chrome

JUXTAPOSE
Wall-Mount Pot Filler


BRASS



Also available in Stainless & Polished Chrome

WATERWORKS

KERR
Double Stainless Steel Sink



(46 7/16" long x 18 1/4" wide x 10" depth)



PRO 880LT SERIES
Garbage Disposal



KITCHEN | APPLIANCES



18" Designer Column Freezer
with Ice Maker – Panel Ready

MODEL IC-18FI



36" Designer Column Refrigerator – Panel Ready

MODEL IC-36R



24" Designer Undercounter Wine Storage – Panel Ready

MODEL DEU2450W



24" Designer Undercounter Beverage Center – Panel Ready

MODEL DEU2450BG



BAR | PLUMBING FIXTURES

KALLISTA

JUXTAPOSE
Semi-Professional Fauce

BRASS



Also available in Stainless & Polished Chrome

WATERWORKS

NORMANDY
Bar Sink

ANTIQUÉ BRASS



Also available in Antique Copper, Brass & Copper



36" Sealed 6-Burner Rangetop
with Black Knobs

MODEL SRT366



36" Cooktop
Wall Hood

MODEL VW36B



30" E Series
Single Electric Wall Oven

MODEL SO30TE/S/TH



KITCHEN & LAUNDRY



30" Warming Drawer

MODEL WWD380



30" E SERIES
Transitional Speed Oven

MODEL SPO30TE/S/TH



KITCHEN & LAUNDRY



24" Fully Integrated Dishwasher
Panel Ready

MODEL MG5006SCUSS



KITCHEN & LAUNDRY

GUEST BATHROOM

GUEST BATHROOM

WATERWORKS

CLARA
Undermount Oval Sink *with*
White Vitreous China Finish



BOND SOLO SERIES
Lavatory Faucet *with*
Straight Lever Handles

NICKEL



Also available in Brass & Chrome

BOND UNION SERIES
Faucet *with* Enamel Guilloche
Lines Knob Handles

NICKEL/BLACK ENAMEL



Also available in Brass & Chrome

GUEST BATHROOM | PLUMBING FIXTURES: SHOWER

WATERWORKS

EASTON
6" Showerhead *with*
8" Wall Mounted
45 Degree Shower Arm

NICKEL



BOND UNION SERIES
Round Thermostatic Control
Valve Trim *with* Enamel
Guilloche Lines Knob Handle

NICKEL



OWNER'S BATHROOM

WATERWORKS

ISLA
24" Towel Bar



VINTAGE BRASS



NICKEL



DARK BRASS

ISLA
Robe Hook



VINTAGE BRASS



NICKEL



DARK BRASS

ISLA
Paper Holder



VINTAGE BRASS



NICKEL



DARK BRASS

WATERWORKS

ISLA
High Profile With
Metal Geode Handles

Also available with
Lever Handles



VINTAGE BRASS

Also available in Nickel & Dark Brass



CLARA
Undermount Oval Sink *with*
White Vitreous China Finish



KOHLER

VEIL
One-Piece Elongated Toilet



KALLISTA


SOHO
Freestanding Tub *with* Dover White
Natural Exterior and Dover White
Honed Interior



(71-13/16" long x 35-7/8" wide x 23-3/4" depth)



EXTERIOR



INTERIOR

WATERWORKS

ISLA
Wall Mounted Faucet
with Geode Handles

Also available with
Lever Handles



VINTAGE BRASS

Also available in Nickel & Dark Brass



ISLA
Ceiling Mounted
Shower Head



VINTAGE BRASS

Also available in Nickel & Dark Brass



Infinity Tile Insert Drain



Universal
Body Spray



VINTAGE BRASS

Also available in Nickel & Dark Brass

ISLA
Thermostatic Control
Valve Trim *with*
Geode Handle



VINTAGE BRASS

Also available in Nickel & Dark Brass



Also available
with Lever Handles

ISLA
Volume Control
Valve Trim *with*
Geode Handle



VINTAGE BRASS

Also available in
Nickel & Dark Brass



Also available
with Lever Handles

ISLA
Handheld Shower
On Hook



Also available in Nickel & Dark Brass

This document contains WSR-NB, LLC proprietary or confidential information. Due to current supply issues, model numbers and brands are subject to change. Finishes and styles are subject to brand change. Any changes in the offerings of colors, styles and brand names will be of comparable value and likeness.

Plans, materials and specifications are subject to architectural and other revisions at the sole discretion of the developer, builder or architect, or as may be requested by law. Floor plans may not be to scale. Any furniture, appliances or decorator ready items depicted herein are shown for artistic and illustrative purposes only and are not included in the purchase and sale of the condominium unit. There are various methods for calculating the total square footage of a condominium unit, and depending on the method of calculation, the quoted square footage of a condominium unit may vary. The dimensions stated in this brochure are measured to the exterior boundaries of the exterior walls of the condominium building and the centerline of interior demising walls and, in fact, are larger than the dimensions of the "Unit" as defined by the Declaration of Condominium for Rosewood Residences Naples which are measured using interior measurements. All dimensions are approximate and all floor plans and development plans are subject to change.

All dimensions are approximate and all floor plans and development plans are subject to change.

This project has been filed in the state of Florida and no other state. This is not an offer to sell or solicitation of offers to buy the condominium units in states where such offer or solicitation cannot be made. Rosewood Residences Naples is owned and being developed, offered and sold by WSR-NB, LLC ("Developer"). The project is not owned, developed or sold by Rosewood Hotels and Resorts, L.L.C. or any of its affiliates (Rosewood"). Developer uses the Rosewood marks pursuant to a license agreement with Rosewood, which may be terminated under certain conditions. Rosewood does not assume any responsibility or liability in connection with the condominium. Rosewood is not responsible for the content presented in this brochure, including but not limited to any advertising claims, marketing practices and data collection, use and privacy practices.

The design concepts for the model residences at the Rosewood Residences Naples including all furnishings and certain fixtures and finishes, were conceived by the Developer or its designers. Certain design concepts were approved by Rosewood and its affiliates for the sole purpose of ensuring that units are in conformity with certain Rosewood design and brand standards. Except to the limited extent described in the immediately preceding sentence, Rosewood and its affiliates were not otherwise involved in developing the design concepts or selecting the furnishings, fixtures and finishes for any units. In no event does Rosewood and its affiliates make any representations or warranties that the design concepts or the furnishings, fixtures and finishes for units are consistent with the image, quality, design standards and expectations of the Rosewood brand.

Unless otherwise expressly provided for in the governing documents for the condominium, all of the services, amenities and benefits made available to residential owners at the Rosewood Residences Naples are subject to change, replacement, modification or discontinuance. Fees for certain services may apply. Access to amenities may be subject to occupancy requirements and hours of operation.

The Ronto Group, Rosewood Hotels and Resorts, Sub-Zero/Wolf, Miele and Waterworks are registered trademarks of the respective companies.

Copyright 2023

All rights reserved. The Ronto Group®, Rosewood Hotels and Resorts®



1601GulfShoreBlvd.com

Sales Gallery

1400 Gulf Shore Blvd North, Suite 100 | Naples, FL 34102